

Quilt Sizes

Type	U.S Mattress	Comforter	Bedsread
Crib	27"x52"	36"x60"	
Twin	39"x75"	65"x88"	81"x110"
Full	54"x75"	80"x88"	96"x110"
Queen	60"x80"	86"x93"	102"x115"
King	76"x80"	104"x93"	120"x115"

Comforter - includes a 13" drop on 3 sides and no pillow tuck.

Bedsread - includes 21" drop (a typical bed height) on 3 sides, and a 14" pillow tuck

Enlarge or Shrink Template or Quilt Pattern

Use copier, giving it a percentage. Use a calculator to figure percentage:

"Size you want" divided by "size you have" multiplied by 100



6"



Example 1: Have an applique pattern from a magazine for 6" block, want an 8" block.


wanted: have:

$$8" \div 6" \times 100 = 8 \div 6 \times 100 \\ = 1.33 \times 100 \\ = \mathbf{133\%}$$

8"



8"



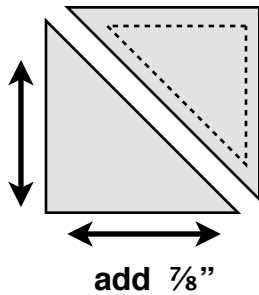
5"

Example 2: You have a quilting pattern for a 8" area, you want it for a 5" area.

wanted: have:

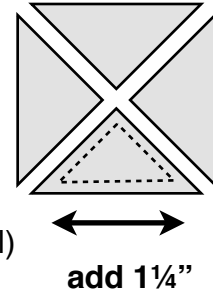
$$5" \div 8" \times 100 = 5 \div 8 \times 100 \\ = 62.5 \\ = \mathbf{63\%}$$

Cutting Size for Quarter and Half Square Triangles



Half Square Triangle:
 Finished size + $\frac{7}{8}$ "
 (cut square once on diagonal)

Quarter Square Triangle:
 Finished size + $1\frac{1}{4}$ "
 (cut square twice on diagonal)




Setting Blocks on the Diagonal

Corner Setting Triangles:
 Finished block size $\div 1.414 + 0.875$ "
 (cut once on diagonal)

Side Setting Triangles:
 Finished block size $\times 1.414 + 1.25$ "
 (cut twice on diagonal)

Recommendation: Add $\frac{1}{4}$ " to $\frac{1}{2}$ " to squares. Trim off any excess after assembling blocks and triangles.

Corner setting triangle →



← Side setting triangle

Example: 12" finished star blocks, set on point:

corner triangles: $12 \div 1.414 + 0.875 = 8.4866 + 0.875 = 9.36$ " --> $9\frac{3}{8}$ " squares

side triangles: $12 \times 1.414 + 1.25 = 16.968 + 1.25 = 18.22$ " --> $18\frac{1}{4}$ " squares

References

Slides: Podlecki.com/quiltersmath

Apple mobile device apps: BlockFab-HD, BlockFab, QuiltFab, QuiltRef, QuiltCalc

"Rotary Magic", Nancy Johnson-Srebo, Rodale Press, 1998

www.victorianaquilt designs.com/VictorianaQuilters/Library/UsefulInfo/Charts/Charts.htm